

Key Dates and Events

9-13th February—Enrichment week



Tuesday 10th February– Parents Evening

13th February– School Disco

Our Topic— People Around Me

We will spend the first part of the half term learning the story of The Jolly Postman. The children will be exploring the jobs that people do that help others through role play, videos, and letter writing activities, starting with Postmen, and then dentists, doctors/nurses, police and fire personnel. We will also be exploring the importance of healthy eating, dental care, exercise and emergencies in the home.

Key Texts for Literacy



Our Literacy Focus

In Literacy sessions the children will be learning the story of The Jolly Postman. We will be making story maps and looking at settings and characters and using positional language. We will also be looking at Richard Scarry's What Do People do all day, and other non-fiction texts supporting this.

Show and Tell Themes and Suggested Experiences to Support Learning

Week 1: Upload photos on to Tapestry to share what you have been up to in the holiday (we will look at them together) .


Week 2: This week we are looking at The Jolly Postman. Have you received or sent a postcard or letter you can share with us ? Could you send a letter or postcard to a friend or family member?

Week 3: Talk about a time you've been to the dentist. Look at books or videos and look at the jobs that dentists do. How should we look after our teeth? Can you list all the ways and talk about caring for our teeth.

Week 4: This week the children can share an item of their choice. Please use tapestry to upload a photo.

Week 5: Can you find books around the home about jobs that people do to help us? Share on Tapestry or bring into school.

Week 6: Share something related to Easter, how do your family celebrate Easter: What are you looking forward to in the Easter holidays?



Home Learning

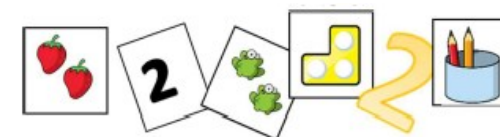
Focus for the half term: securing the taught phonemes and using them to read and spell simple words.

Try these things at home to support your child:

- Use cards for each of the phonemes and recap them daily
- Practise writing the phonemes in sand or glitter
- Make simple word cards to read
- Use fridge magnets to spell simple words
- Read regularly with and to your child.

Maths Skills to Master

In Maths we will be looking at the numbers that make 5, and the numbers 6,7 and 8 in detail. We will be writing them, comparing them , sharing them and putting them into pairs. We will also be looking at weight, capacity length and time.



Forest School

The children will have Forest School on a Wednesday afternoon. They need to come to school wearing their forest school uniform and have wellies in school. During the cold weather please make sure the children have waterproof gloves and warm hats.

PE

PE will be on **Friday** afternoons. Please come to school wearing PE kit and trainers.

Fun with Phonics

This term we start Phase 3 phonics which is all digraphs and trigraphs, as well as reviewing and using phonemes previously taught. Have a look at the websites below for fun games to support these skills (select Phase 2 and 3).

www.phonicsplay.co.uk

www.phonicsbloom.co.uk